



**School Presentation:
Lincoln Academy, Lincoln Hill High
School and Saratoga School**

March 1, 2022 Board Report
Ryan Pike, Principal, Lincoln Hill HS,
Lincoln Academy and Saratoga School

About our School: Lincoln Hill High School



134

Students Enrolled
2021-22 School Year



76.8%

Students Regularly Attend
2020-21 School Year

43.4%

Met ELA
Standards

6.0%

Met Math
Standards

51.6%

Met Science
Standard

Fall 2021



\$11,809

Per-pupil Expenditure
2019-20 School Year



75%

Graduated in 4 Years
2020-21 School Year



12

Number of Classroom
Teachers..



High Math
Growth

High ELA
Growth

2018-19 School Year



15.4

Average Years of Teaching
Experience..

Data is collected on different timelines throughout the year. To provide the most current data possible, each measure is updated as data becomes available.

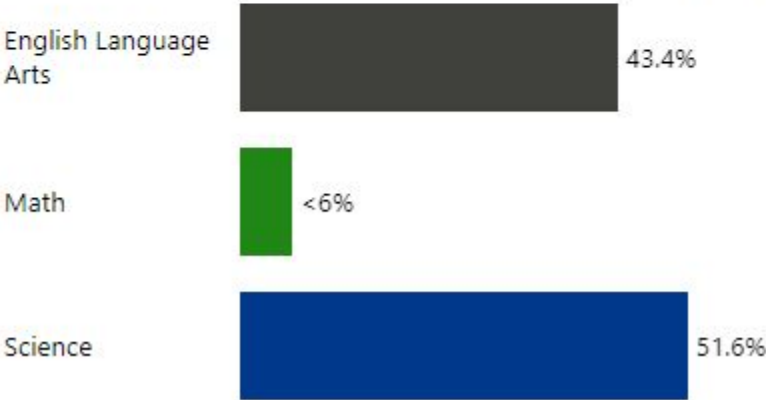
Percent of Students Meeting Grade Level Standards: Lincoln Hill High School

What percent of students met grade level standards?

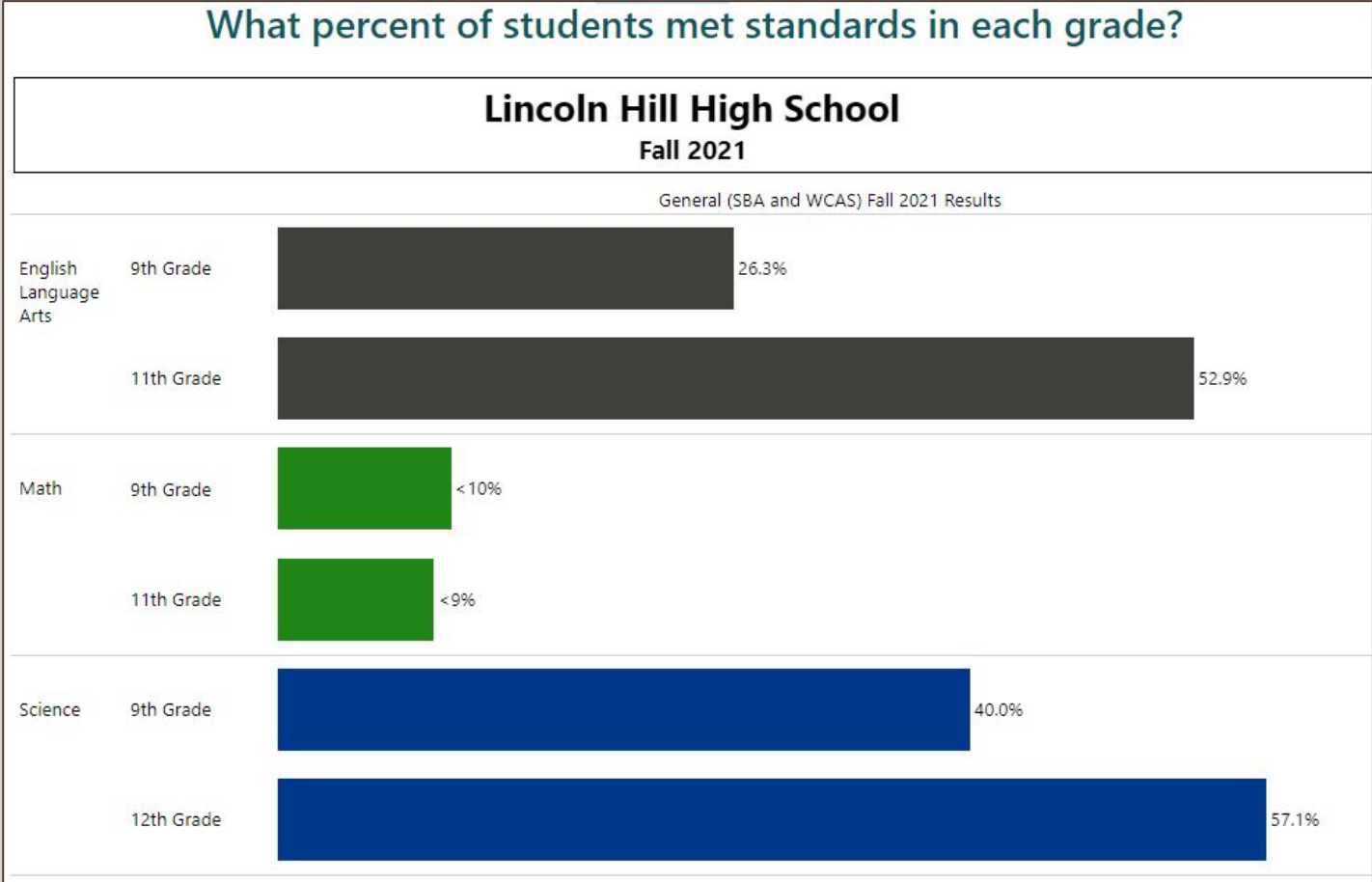
Due to U.S. Department of Education (ED) assessment waivers for Spring 2020, assessment data are not available for that school year. Also, given the flexibility offered by ED, the Spring 2021 assessments were administered in Fall 2021.

Lincoln Hill High School Fall 2021

General (SBA and WCAS) Fall 2021 Results



Percent of Students Meeting Grade Level Standards by Grade: Lincoln Hill High School



About our School: Lincoln Academy



17

Students Enrolled
2021-22 School Year



86.4%

Students Regularly Attend
2020-21 School Year

41.2%

Met ELA
Standards

10.0%

Met Math
Standards

Met Science
Standard

Fall 2021



\$19,027

Per-pupil Expenditure
2019-20 School Year



Graduated in 4 Years
2020-21 School Year



7

Number of Classroom
Teachers..



0.0%

High Math
Growth

High ELA
Growth

2018-19 School Year



16.7

Average Years of Teaching
Experience..

Data is collected on different timelines throughout the year. To provide the most current data possible, each measure is updated as data becomes available.

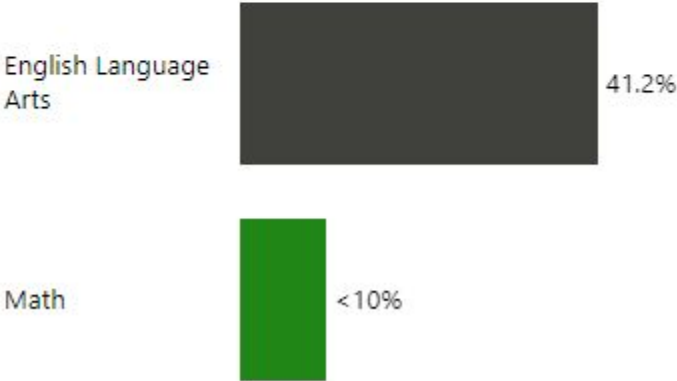
Percent of Students Meeting Grade Level Standards: Lincoln Academy

What percent of students met grade level standards?

Due to U.S. Department of Education (ED) assessment waivers for Spring 2020, assessment data are not available for that school year. Also, given the flexibility offered by ED, the Spring 2021 assessments were administered in Fall 2021.

Lincoln Academy Fall 2021

General (SBA and WCAS) Fall 2021 Results



About our School: Saratoga School



255

Students Enrolled
2021-22 School Year

43.0%

Met ELA
Standards

25.2%

Met Math
Standards

68.2%

Met Science
Standard

Fall 2021



No Students

Graduated in 4 Years
2020-21 School Year



32.6% **38.3%**

High Math
Growth

High ELA
Growth

2018-19 School Year



>99%

Students Regularly Attend
2020-21 School Year



\$8,709

Per-pupil Expenditure
2019-20 School Year



7

Number of Classroom
Teachers..



13.6

Average Years of Teaching
Experience..

Data is collected on different timelines throughout the year. To provide the most current data possible, each measure is updated as data becomes available.

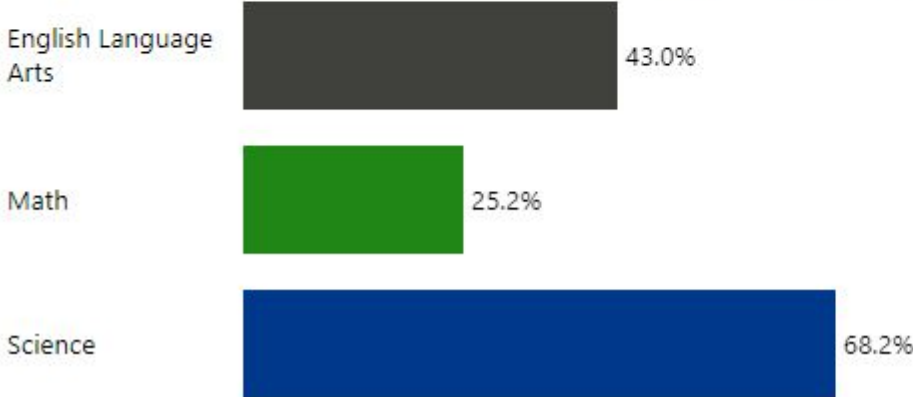
Percent of Students Meeting Grade Level Standards: Saratoga School

What percent of students met grade level standards?

Due to U.S. Department of Education (ED) assessment waivers for Spring 2020, assessment data are not available for that school year. Also, given the flexibility offered by ED, the Spring 2021 assessments were administered in Fall 2021.

Saratoga School Fall 2021

General (SBA and WCAS) Fall 2021 Results



One School Highlight: LA/LHHS

Culture and Positive Involvement


- Pancake Breakfast
- After School Clubs
- Lincoln Late Night
- Martin Luther King Jr. Day (*Presentation prepared by Equity Club*)



One School Highlight: Saratoga School

Enrichment

- 60% of students attending enrichment during the week.
- Fun hands on projects in art and science



QUESTIONS?
